

Grade 1 Rim

EX8300 SERIES



FEATURES

Performance ▪ Complies with ANSI A156.3, 1994, Grade 1, UL/ULC listed

Rail ▪ Fits 28" to 36" doors

Latch ▪ Stainless steel $\frac{5}{8}$ " throw

Backset ▪ 2 $\frac{3}{4}$ "

Strike ▪ Adjustable with slotted holes for adjustments
▪ Other strikes available

Cylinder ▪ C keyway (SCC) - 6-pin solid brass, keyed different (KD)

Fasteners ▪ Accommodates wood or metal doors

Door Thickness ▪ 1 $\frac{3}{4}$ " to 2"





Door Preparation ▪ Surface mounted

Finishes ▪ Aluminum (AL), Satin Stainless Steel (US32D), Polished Brass (US3), Duranodic (DURO)

Warranty ▪ Lifetime limited

EX8300 SERIES

OPTIONS

KEYING	6-pin cylinders, can be pinned to 5-pin.
Cylinders	Arrow A (ARA), Corbin 59A1 (C059A1), Corbin 60 (C06), Corbin Russwin L4 (CL4), Options Kwikset (KW1), Russwin D1 (RD1), Sargent LA (SAL), Schlage E (SCE), Schlage F (SCF), Weiser E (WRE), Yale 8 (YA8), Yale GA (YGA)
Tell Cylinder	Restricted Tell keyway cylinder can key both the cylinder and interchangeable core in one lock. The cylinders and IC cores are interchangeable. Tell keyway cylinder is available only keyed to 6-pin. Tell IC cylinder can be keyed to 6-pin or 7-pin interchangeable core (IC)
IC Keyway Cylinders (Available 6- or 7-Pin)	Best A (BA), Best B (BB), Best C (BC), Best D (BD), Best E (BE), Best F (BF), Best G (BG), Best H (BH), Best J (BJ), Best K (BK), Best L (BL), Best M (BM), Best Q (BQ), Best U (BU), Black construction core (BLK), Less core (OO), Not specified (XX)
Keying Options	Grand Master Key (GMK), Construction Master Key (CMK), Master Key (MK), Keyed Different (KD), Keyed Alike (KA), Interchangeable Core uncombined (IC), 0-bitted (OBIT)
ALARM	<ul style="list-style-type: none"> Alarm unit has an internal horn. When the push rail is depressed, the horn sounds to signal that the door has been opened and violated. The unit has an alarm cutoff or manual reset. It is factory preset for 2 minute alarm cut off and is changeable. Jumper cable is provided to switch to continuous alarm. The key switch to turn the alarm off is a standard 1 ¼" mortise cylinder with "C" keyway. The alarm operates on one standard 9 volt transistor battery. The horn emits an intermittent signal when battery is weak. Alarmed units are supplied with two switches. One switch monitors the push rail and the other switch monitors the latchbolt for fool proof security. Includes "Emergency exit only, Alarm will sound" decal for application on door or unit.
EXTERIOR TRIM	Exterior Blank Pull (8PDT), Exterior Pull With Cylinder Cut Out (8P03), Entry Ball Knob Trim (EMP808), Passage Ball Knob Trim (EMP875), Storeroom Ball Knob Trim (EMP886), Entry Lever Trim Without Clutch (CTL), Exterior Thumbpiece Trim (TP81), Pull Trim With Rim Cylinder (PT881), Exterior Escutcheon Lever Trim (ESCH), Heavy-Duty Escutcheon Entry Lever Trim (ESCHHD)
UL LISTED	3 hour fire rated device available
FIRE RATED	UL labeled fire rated device available for use on doors rated up to 3 hours. Fire rated device also available for larger doors up to a maximum of 4' x 8'. Specify when ordering.
TELL FINISHES	<div style="display: flex; justify-content: space-around; align-items: center;"> <div style="text-align: center;">  <p>AL Aluminum</p> </div> <div style="text-align: center;">  <p>US32D Satin Stainless Steel</p> </div> <div style="text-align: center;">  <p>US3 Polished Brass</p> </div> <div style="text-align: center;">  <p>US19 Matte Black</p> </div> </div>